



A Dutch Community of Practice in Emergency Response ... a kind invitation to our neighbours

Tiel, 4 November 2016

Eric Huijskes, Ulrich Förster



stowa

CONTENTS

- Setting the scene
- Working Group Emergency Response Measures
- Joining forces to learn from each other
- Ongoing initiatives

SETTING THE SCENE (1)



55% is prone to flooding of
which 26% below sea level



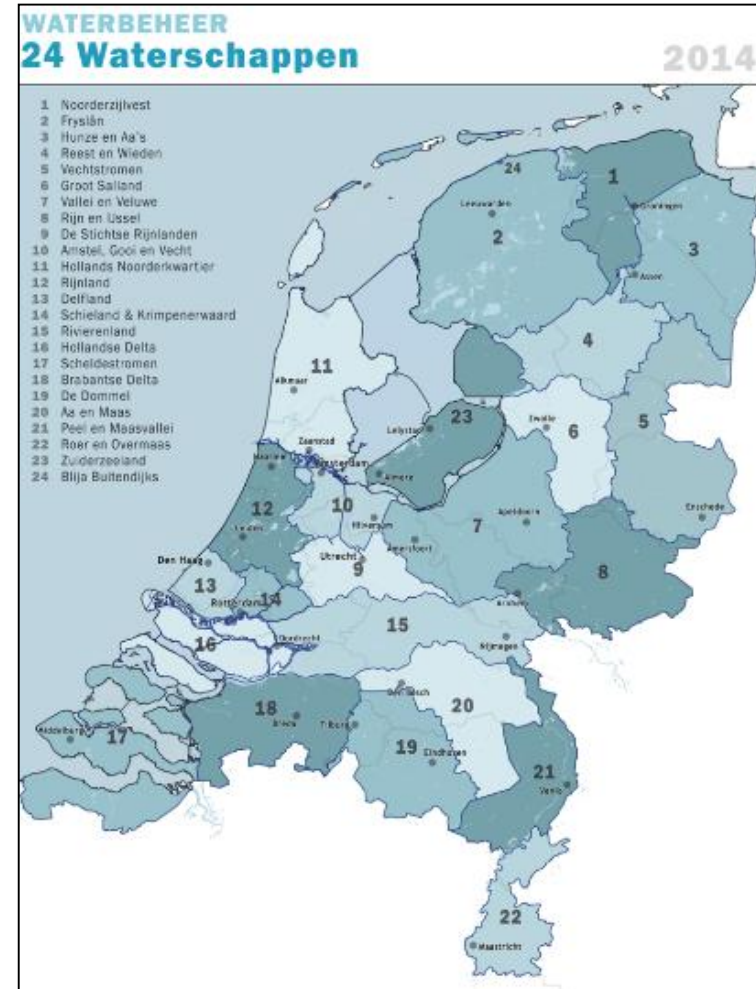
SETTING THE SCENE (2)



SETTING THE SCENE (3)

EMERGENCY RESPONSE NUMEROUS ORGANISATIONS!

- Rijkswaterstaat
- Waterboards
- Ministry of Defense
- “Safety Regions”
-
- Contractors
- Consultants
- Suppliers



W.G. EMERGENCY RESPONSE MEASURES



KNOWLEDGE

EXPERIENCE

TOOLS & SYSTEMS



Inspectieformulier Dijkbewaking

Dit formulier wordt gehanteerd door de dijkwacht.


Geef het incident door aan de hand van onderstaande vragen.

Tijdstip melding:	Geef het tijdstip door van de melding
Dijkvak:	Geef het dijkvak door waar u zich bevind
Locatie:	nabij hectometerpaal
Waar:	Plaats van schade

waterzijde landzijde

voorland buitentalud kruin binnentalud achterland sloot

EXAMPLES OF RESPONSE MEASURES



To address erosion



To counterweight

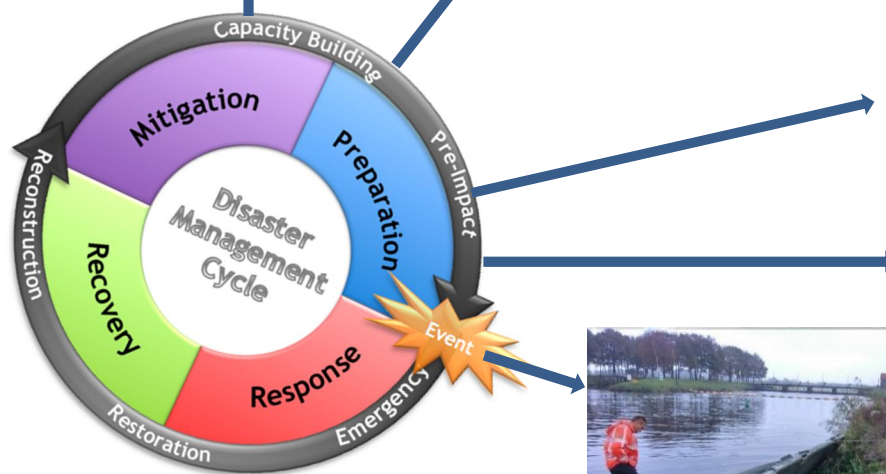



To address piping



To provide higher protection

DEVELOPMENTS



WORKING GROUP MEMBERS



Rijkswaterstaat
Ministerie van Infrastructuur en Milieu



Hoogheemraadschap van
Rijnland



hoogheemraadschap
Hollands
Noorderkwartier



UW WATERSCHAP



UW WATERSCHAP



Ministerie van Defensie



Hoogheemraadschap van
Schieland en de Krimpenerwaard



UW WATERSCHAP



Waterschap NOORDERZIJLVEST



UW WATERSCHAP



UW WATERSCHAP



provincie
ZUID HOLLAND

WIKI AS TOOL TO ENGAGE

INTRODUCTION – HOW DOES IT WORK?

The screenshot shows the homepage of the 'Wiki Noodmaatregelen Waterkeringen' (Wiki Emergency Measures for Water Defences). The page is titled 'Wiki Noodmaatregelen Waterkeringen - homepage' and includes a search bar and navigation links like 'Pagina', 'Overleg', 'Lezen', 'Bewerken', and 'Zoeken'.

Annotations on the screenshot include:

- A red arrow points to the 'Introductie' section, which contains links like 'Wat is deze site?', 'Afscherming', and 'Hoe werkt deze site?'.
- A green circle highlights the 'Actueel' (Current) section, which lists 'Agenda events', 'Bestand uploaden', and 'Stel een vraag'.
- An orange box highlights the 'Informatie (Kennis - Hulpmiddelen - Ervaringen)' section, which includes icons for 'Schadebeelden', 'Faalmechanisme', 'Noodmaatregelen', 'Dimensionering', and 'Uitvoering'.
- A blue box highlights the 'Voorbeelden' (Examples) section, which contains a grid of links and images for various topics like 'Calamiteitsplannen', 'Opleiding, training en oefening', 'Links', and 'Overzichten'.

Text labels with arrows pointing to the annotations:

- CURRENT MATTERS** (green text, points to the 'Actueel' section)
- PROCES FOR RESPONDERS** (orange text, points to the 'Uitvoering' icon)
- EXAMPLES** (blue text, points to the 'Voorbeelden' section)

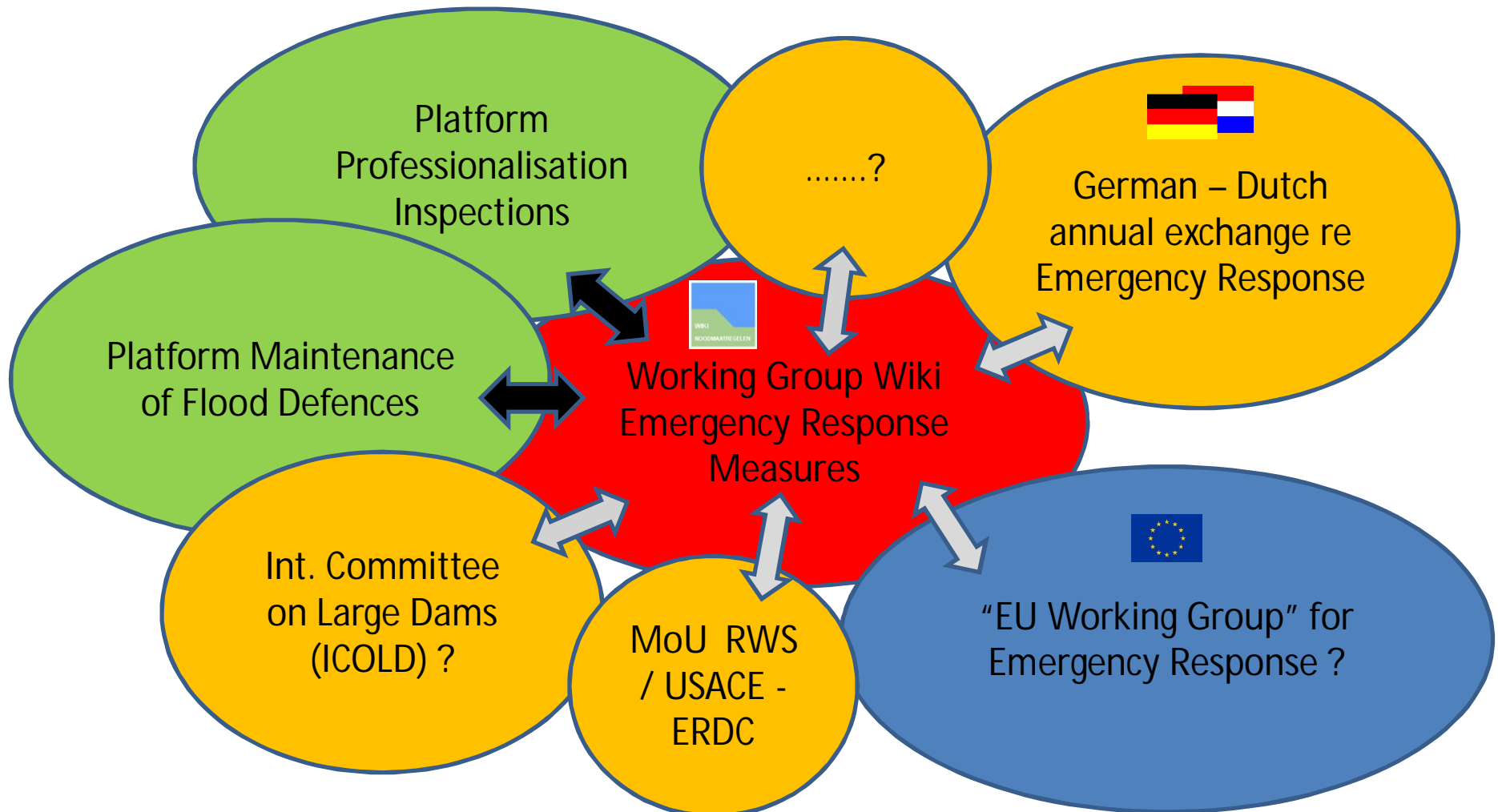
APPROACH

Concerted effort to make joining forces worthwhile!

- Identify easy opportunities (“low-hanging fruit”), e.g.:
 - Making best practices available
 - Sharing lessons learnt
 - Structuring education, training and exercises
- Identify long term opportunities, e.g.:
 - Applied research projects
 - Common agenda with German professionals ...?
 - ... in future INTERREG projects?
 - ... in future Links to H2020?

Most importantly, connecting professionals!

JOINING FORCES



ONGOING INTERNATIONAL INITIATIVES

- ❑ GERMAN – DUTCH EXCHANGE OF KNOWLEDGE AND EXPERIENCE
- ❑ POSITION PAPER FOR BRUSSELS RE EMERGENCY RESPONSE
 - Overview of CoPs
 - follow-up of Flood Risk 2016 in Lyon
 - Positioning for H2020 (SEC call)
- ❑ KNOWLEDGE EXCHANGE WITH USACE AND EA (WATERWOLF)

NEW!!

...We are keen to learn from and share with international partners!

WATERWOLF (2 & 3 NOV 2016)

Learning objectives:

- Communication among all parties
- Engagement of the community as well as awareness
- Numerous specific objectives

Facts & Figures

- 35 different organisations
- 120 military personnel
- 150 local volunteers
- 1000 individuals involved
- 1800 inhabitants



SUMMARY WATERWOLF (2 NOV 2016)

An impression ... response, evacuation and communication



SUMMARY WATERWOLF (3 NOV 2016)

An impression ... rescue, recovery and post-disaster actions



SUMMARY WATERWOLF

Lessons learnt, e.g.

- Body language
- Who does what
- Signages
- Control over meetings
- Communication & involvement

What went well, e.g.

- Working with 1 info system (LCMS)
- Competency profiles
- Accreditation of staff
- Involvement of public
- Co-operation eagerness

Joint agenda with USACE and EA

- Crisis reponse (incl training, exercises)
- Risk communication
- Early warning
- Resilience and self reliance
- Contingency planning